


# MY REMOVABLE STICKERS

Colored Removable Stickers For Laser & Inkjet Printers

25 Sheets, 300 Stickers, 6 Border Color Choices



Effortlessly create your own one-of-a-kind stickers at

## MYREMOVABLESTICKERS.COM

You can create *any* message you want in *any* color using *any* words and pictures and then display that message *anywhere* within the border.

Our online sticker design software is a **FREE** service!

- Create a free, private account or use our open user group account.
- Add text and pictures and save your design.
- Generate a printable PDF of your sticker content.

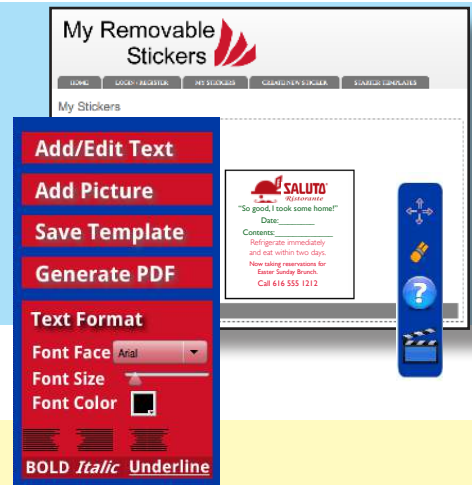
Place your sticker anywhere!



Easy for recipient to peel and restick this message anywhere.

## Create a printable PDF of your sticker sheet:

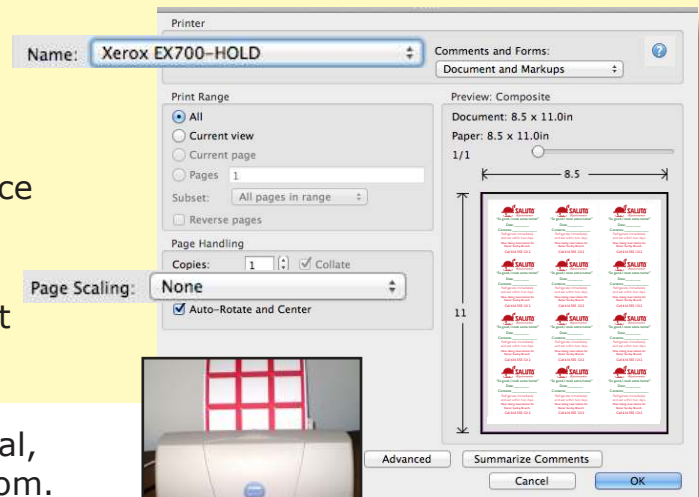
1. Go to MYREMOVABLESTICKERS.COM > Create Your Own Message
2. Login and then > Create New Sticker
3. When your sticker design is complete, "Generate PDF" will compose a print ready, full page PDF. (Make sure "Pop-up Blocker" is off in browser preferences.)



## Print to your laser or inkjet printer:

(Printers vary. Check your printer's owner manual for complete printing instructions.)

1. Open your PDF file in Acrobat or Acrobat Reader.
2. Select the printer needed for print.
3. Test print on a blank sheet of plain paper and place on top of sticker sheet to judge alignment while holding up to the light.
4. When print aligns correctly, you are ready to print your sticker content onto My Removable Stickers.



Many other helpful tips, including a video tutorial, are found online at [www.myremovablestickers.com](http://www.myremovablestickers.com).



152 GSM